

# Bed Covering terms

- Bedspread = Floor length bed covering
  - Throw style
  - Pillow tuck
  - Reverse pillow tuck
  - Split corners with gussets
- Coverlet – bed covering that is not floor length
  - Same options as a bedspread
- Comforter – a throw style bed covering
  - Quilted
  - Often the quilting is done in the center with a frame quilting around the edges
  - May be reversible
- Duvet Cover
  - A bed covering made to cover a duvet insert
  - Throw style
  - Unquilted
  - Not tailored
  - Many closure methods – zipper, buttons, ties, snaps, hooks & eyes

# Bed Sizes

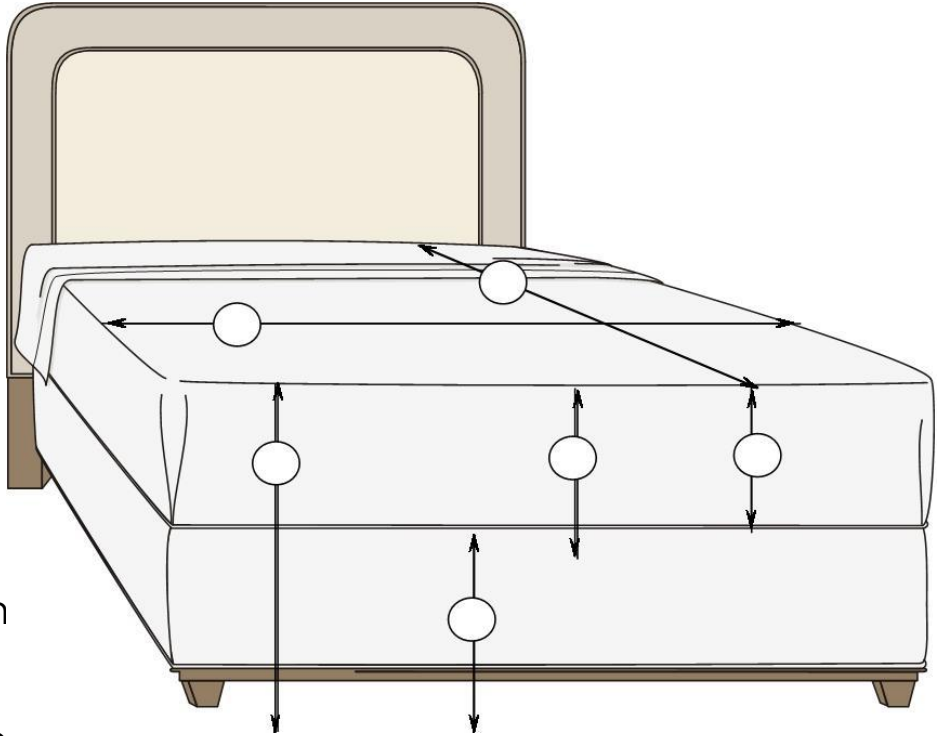
Crib	27" x 52"
Twin	39" x 75"
Twin X-Long	39" x 80"
Full	54" x 75"
Queen	60" x 80"
King	78" x 80"
Calif King	72" x 84"

# Bed Pillow Sizes

Standard	26" x 20"
Queen	30" x 20"
King	36" x 20"
Euro	26" x 26"

# Measuring the Basic Bed

- mattress width
- mattress length
- mattress height
- top of mattress to floor
- top of mattress to drop point
- top of foundation to floor



➤ Measure 6"- 8" in from the corners for accurate measurements. Corners are rounded.

Use this space to add notes to your bedding ensemble design.

---

---

---

---

---

---

---

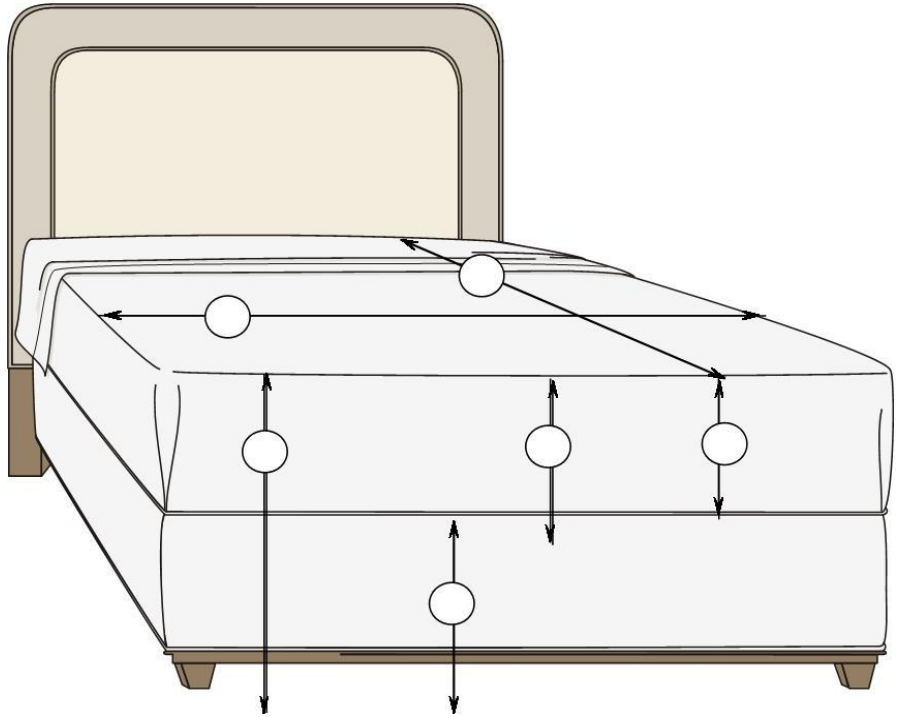
---

# Measuring the Basic Bed

-Always measure the bed the custom bedding will be made for.

-If the client plans to buy a new bed, wait until the new bed arrives to measure.

Mattresses, foundations, and frame sizes vary greatly!



Use this space to add notes to your bedding ensemble design.

---

---

---

---

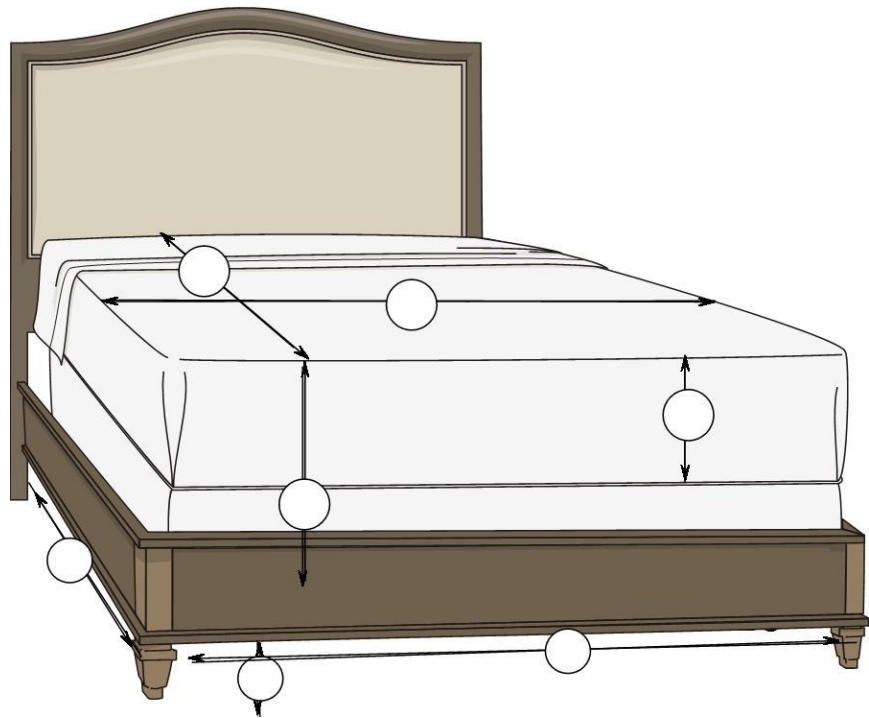
---

---

---

# Measuring A Bed With Side & Foot Rails

- mattress width
- mattress length
- mattress height
- top of mattress to floor
- top of mattress to drop point
- bottom of side rails to the floor
- bottom of foot rail to the floor (these are often different!)
- width under the side boards and foot boards



Use this space to add notes to your bedding ensemble design.

---

---

---

---

---

---

---

---

# Measuring A Four Poster Bed

-Measuring a four poster bed is similar to measuring a bed with side and foot rails with the addition of measuring between the posts at the foot of the bed.

This allows for the proper fit of a bedspread or coverlet with split corners.



Use this space to add notes to your bedding ensemble design.

---

---

---

---

---

---

---

---

# Helpful Tools

Flexi Tape Measure - DT16

[www.rowleycompany.com](http://www.rowleycompany.com)



102" Flat Tape Measure - DT-8

[www.rowleycompany.com](http://www.rowleycompany.com)



Duvet Insert Sample Pack – DUSP/61, DUSP/71

[www.rowleycompany.com](http://www.rowleycompany.com)



# The Basics of Bedding and Beyond

## Let's connect!

- <https://designsbydonnaatlanta.com/>
- <https://designsbydonnaatlanta.com/shop/>
- <https://www.instagram.com/designsbydonnaatlanta/>
- <https://www.facebook.com/DesignsbyDonnaAtlanta/>
- <https://kimsupholstery.com/online-classes/buy-videos/>
- <https://www.youtube.com/designsbydonnaatlanta>

